


EZ-Air

You can now adjust the air pressure on your White Planter meter units from the cab of your tractor



- **No more stopping to adjust your air pressure**
- **No more “testing” to see if you are running the correct air pressure**
- **Set your air pressure instantly and on the go**
- **See the results immediately on your seed tube monitor**
- **Move your pressure gauges up to where you can see them easily**
- **Weather Proof enclosure for long life**
- **Extended range remotes, over 100 feet of working range**
- **18 month warranty – get through two planting seasons**

Deitering Engineering

PO Box 47

Bancroft, IA 50517

(515) 885-2314

www.deiteringengineering.com

info@deiteringengineering.com



With the advancements made in the last several years in our seed tube monitoring capabilities with all the different advance seed tube monitoring systems, it has become apparent that we get our best planter performance by having everything adjusted to its optimal performance. One of the areas that has been the most difficult is trying to get the air pressure for the seed meters set properly. Typically, you stop your planter, get out, go back to the tool bar and turn the dial, then begin going again and you must go several hundred feet to see if the adjustment you made was adequate. If it was not, either you went too far or didn't go far enough in adjusting your pressure, you were stopping again, making another adjustment in hopes that you got it right that time. Wouldn't it be nice if you could make the adjustment on the go and see the change in your performance immediately? Well now you can.

The EZ-Air is a compact electrical box that will allow you to adjust the air pressure going to the seed meters from the comfort of the seat of your tractor. On most 8800/9800 series and 8500/9500 series planters, no cutting or drilling is required to mount these and should take about ½ hour per unit. On your 8800/9800 series planters, with the adjustment dial back near the hydraulic drives, 2 single channel units are required per planter. On your 8500/9500 series central fill planter, with both adjustments up near the front of the toolbar; one dual channel unit is used to control each side separately. Each unit comes pre-wired. You simply supply power (or plug in our optional T-harness for 8800/9800 series), mount the drive unit and you are ready to go. Each drive is controlled remotely with a key fob like the door locks on your car so there is no need to run wires up into the cab of your tractor. Each key fob has its own frequency so there will be no interference when trying to adjust the RH side vs. the LH side. In addition, since you no longer need to go back to the planter to adjust the pressure, you can move the air pressure gauges up towards the hitch pin of the planter for easier visibility. See optional accessories page for details.

**Check it out on You Tube at www.youtube.com
and do a search on EZ-Air White planter**

8800/9800 series single channel


(2 required: 1 LH & 1 RH side)



PN: **DBI-EZAIR-8800**

\$300 each, 2 required, \$600 total

8500/9500 series dual channel (1 required)





PN: **DBI-EZAIR-8500**

\$600 each, 1 required, \$600 total

8200 series (late model)

9200 series

(Valve relocation required)




PN: **DBI-EZAIR-8800**

\$300 each, 1 required, \$300 total

8200 series (early model)

5100 and 6100 series

(Valve relocation required)



Actual valve mounting relocation
bracket may differ from picture

PN: **DBI-EZAIR-6000**

\$300 each, 1 required, \$300 total

8180 series (late model)

(Valve relocation not required)



PN: **DBI-EZAIR-8800**

\$300 each, 1 required, \$300 total

8180 series (early model)

6180 series

(Valve relocation not required)



PN: **DBI-EZAIR-6000**

\$300 each, 1 required, \$300 total

Accessories for you EZ-Air

8800/9800 series

- **DBI-EZAIR-8816AG:** Extension tubing to relocate your pressure gauges to the hitching point of your planter for easier viewing for model 8816 & 9816 16 row planters..... **\$35**
- **DBI-EZAIR-8824AG:** Extension tubing to relocate your pressure gauges to the hitching point of your planter for easier viewing for model 8824 & 9824 24 row planters..... **\$45**
- **DBI-EZAIR-TH:** Set of Tee power harness for 8800 / 9800 series equipped with hydraulic drives. Allows for plug and play power to the EZ-Air control box..... **\$50**

8500/9500 series

- **DBI-EZAIR-8516AG:** Extension tubing to relocate your pressure gauges to the hitching point of your planter for easier viewing for models 8516, 8531 & 9531 16 row planters with or without interplants..... **\$35**
- **DBI-EZAIR-8524AG:** Extension tubing to relocate your pressure gauges to the hitching point of your planter for easier viewing for models 8524 & 9524 24 row planters..... **\$45**

8200/9200 series

- **DBI-EZAIR-8200AG:** Extension tubing to relocate your pressure gauges to the hitching point of your planter for easier viewing for models 8202, 8222, 9202 & 9222 12 row planters..... **\$25**
- **DBI-EZAIR-8200REL:** Mounting plate, hardware and hydraulic hose extension to relocate control valve to avoid interference when planter folds..... **\$50**

6000/5100 series

- **DBI-EZAIR-6000AG:** Extension tubing to relocate your pressure gauges to the hitching point of your planter for easier viewing for 6100, 6200, 5100 series planters..... **\$25**
- **DBI-EZAIR-6000REL:** Mounting plate, hardware and hydraulic hose extension to relocate control valve to avoid interference when planter folds..... **\$65**

Customer Order Form

Name: _____

Shipping address: _____

City, State, Zip _____

Phone: _____

Email: _____

Model of Planter _____ Rows: _____ Spacing: _____

Would you like it shipped (please circle): Yes / No

\$8.00 shipping charges will apply


Please circle adjustment valve style on your planter



DBI-EZAIR-8800

\$300 EACH

(2 REQUIRED ON 8800
& 9800 SERIES)



DBI-EZAIR-8500

\$600 EACH



DBI-EZAIR-6000

\$300 EACH

Accessories desired: _____

Mail, phone, fax or email to:

Deitering Bros., Inc.

PO Box 47

Bancroft, IA 50517

(515) 885-2314 Phone

(515) 885-2611 Fax

info@deiteringbrothers.com

Deitering Bros., Inc
PO Box 47
1109 360th Street
Bancroft, IA 50517